

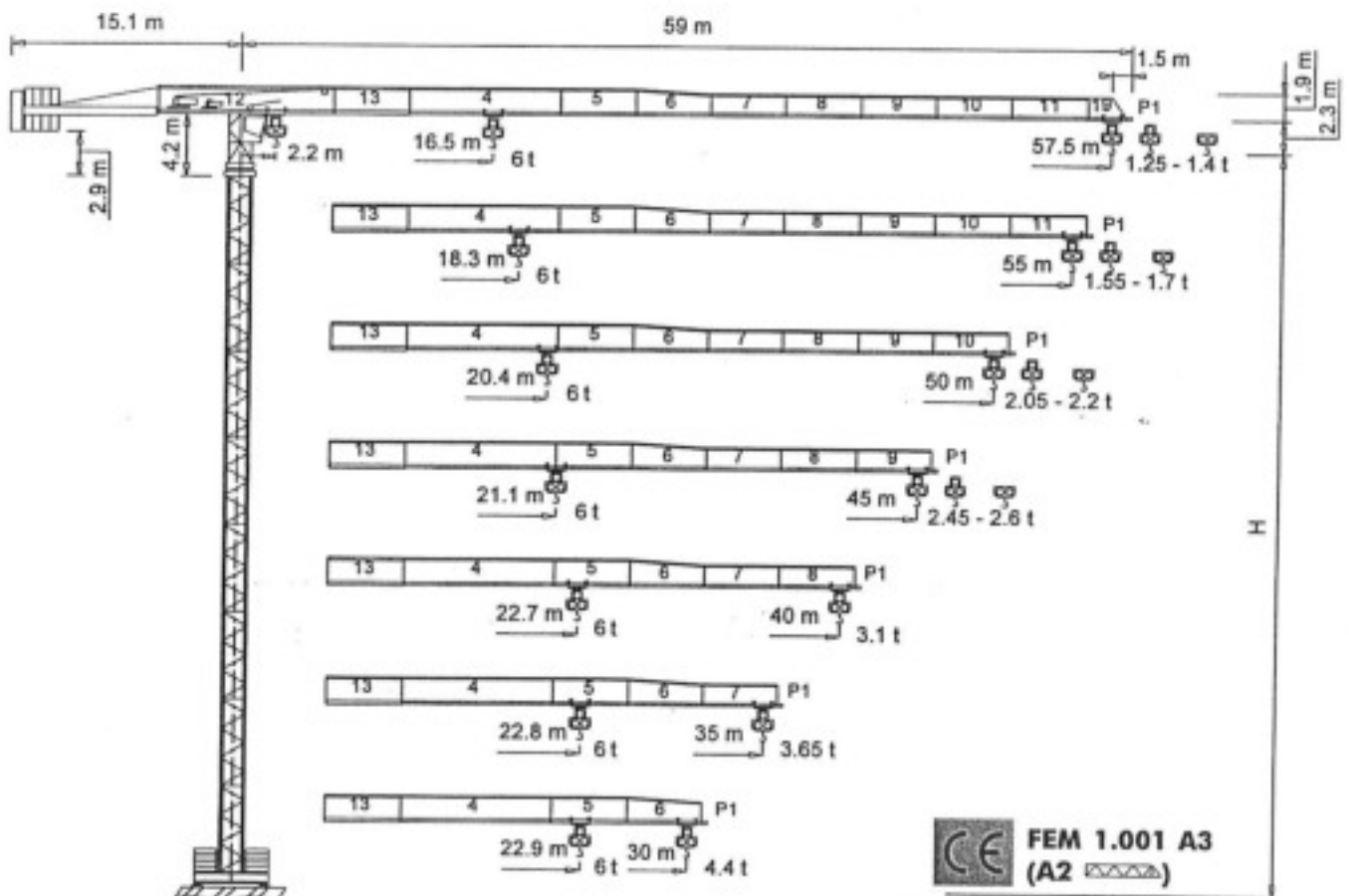


Gru a torre "Flat Top"

"Flat Top" Tower Crane • Grue à tour "Flat Top"
"Flat Top" Turmdrehkran • Grua torre "Flat Top"

"City"

CTT 121-6



simple, available and cost effective™



Diagramma di portata **I**
Load Diagram **GB**

Curbes de charges **F**
Lastkurven **D**

Curvas de cargas **E**

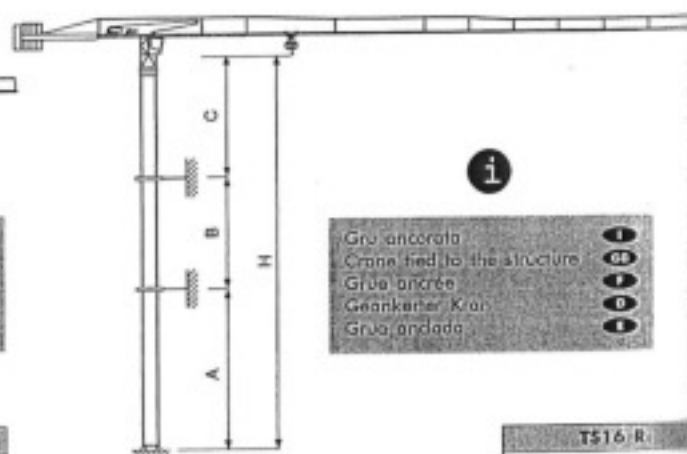
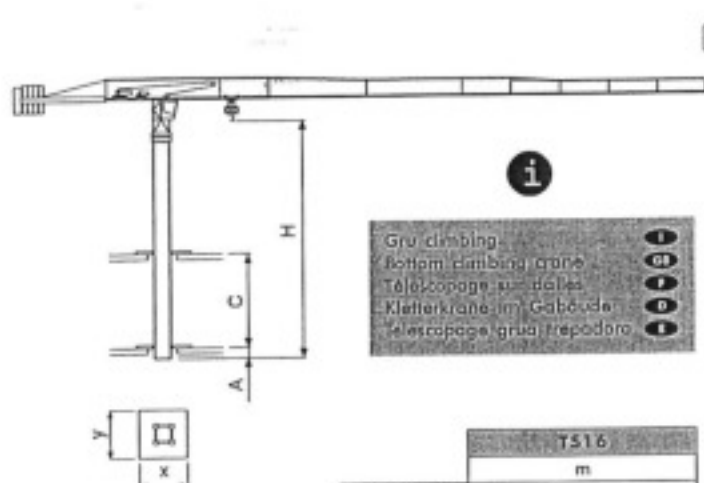
CTT 121-6

		10	15	20	25	30	35	40	45	50	55	57.5
3 t	- 31.12 m	3	3	3	3	3	2.61	2.22	1.92	1.68	1.48	1.4
3 t	- 29.73 m	3	3	3	3	2.97	2.45	2.06	1.77	1.53	1.33	1.25
6 t	- 16.5 m	6	6	4.81	3.7	2.97	2.45	2.06	1.77	1.53	1.33	1.25
3 t	- 34.51 m	3	3	3	3	3	2.95	2.52	2.18	1.92	1.7	
3 t	- 33.01 m	3	3	3	3	3	2.79	2.36	2.03	1.77	1.55	
6 t	- 18.28 m	6	6	5.41	4.18	3.37	2.79	2.36	2.03	1.77	1.55	
3 t	- 38.55 m	3	3	3	3	3	3	2.87	2.5	2.2		
3 t	- 36.92 m	3	3	3	3	3	3	2.72	2.35	2.05		
6 t	- 20.41 m	6	6	6	4.76	3.85	3.2	2.72	2.35	2.05		
3 t	- 39.86 m	3	3	3	3	3	3	2.99	2.6			
3 t	- 38.19 m	3	3	3	3	3	3	2.84	2.45			
6 t	- 21.1 m	6	6	6	4.94	4	3.33	2.84	2.45			
3 t	- 40 m	3	3	3	3	3	3	3				
6 t	- 22.68 m	6	6	6	5.37	4.36	3.64	3.1				
3 t	- 35 m	3	3	3	3	3	3					
6 t	- 22.75 m	6	6	6	5.39	4.37	3.65					
3 t	- 30 m	3	3	3	3	3						
6 t	- 22.88 m	6	6	6	5.42	4.4						

Altre installazioni
Other configurations **GB**

Autres implantations
Aufstellmöglichkeiten **D**

Otras implantaciones **E**

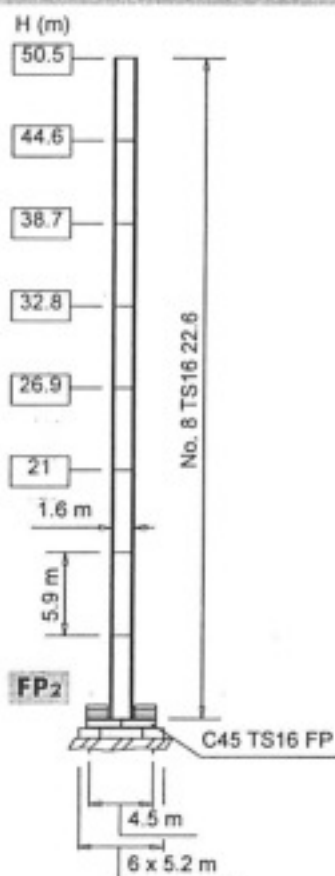
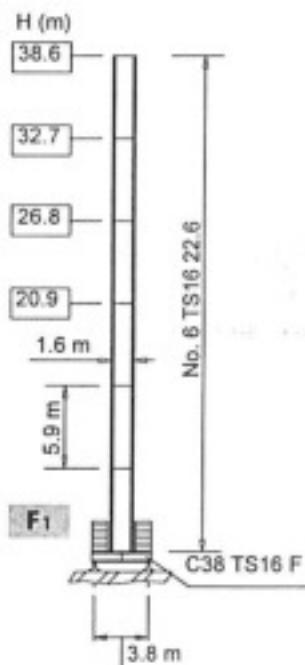
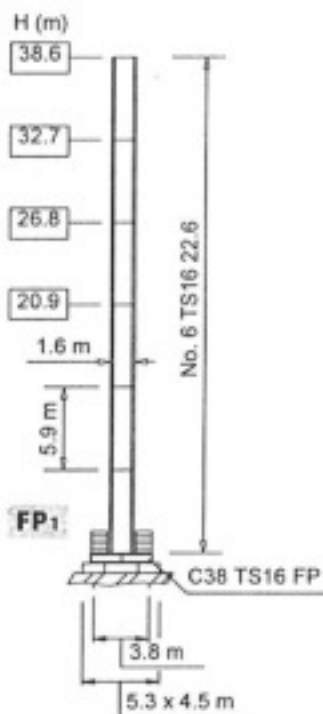


Torre **I**
Mast **GB**

Mät **F**
Turm **D**

Mástil **E**

TS16



H Altezza massima sotto gancho **I** Max. under hook height **GB** Hauteur maxi. sous crochet **F** Höchste Hackenhöhe **D** Maxima altura bajo gancho **E**

